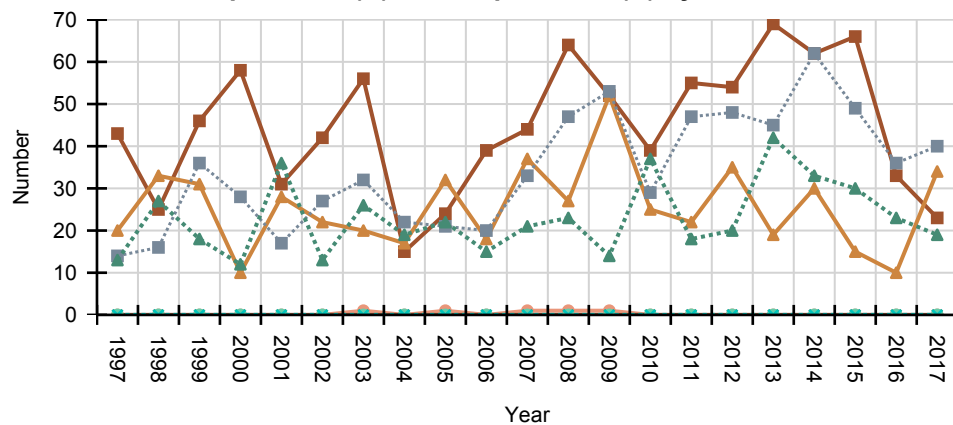


Population Overview Report

for **Panthera tigris** / Tiger IUCN: Endangered (EN) CITES: I
 From: 26 Jan 1997 to 26 Jan 2017 | Population Subset: All ISIS Members (1017)

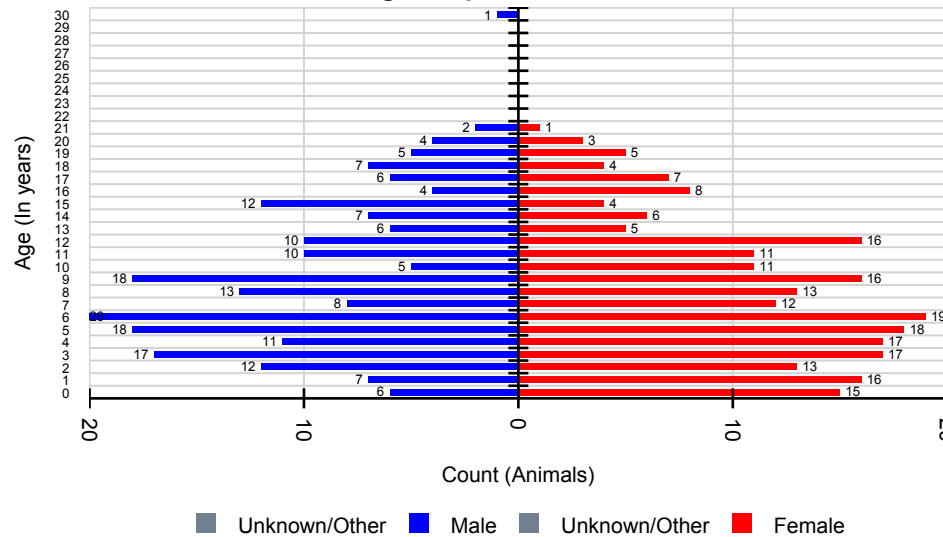


Acquisitions (A) and Dispositions (D) by Year

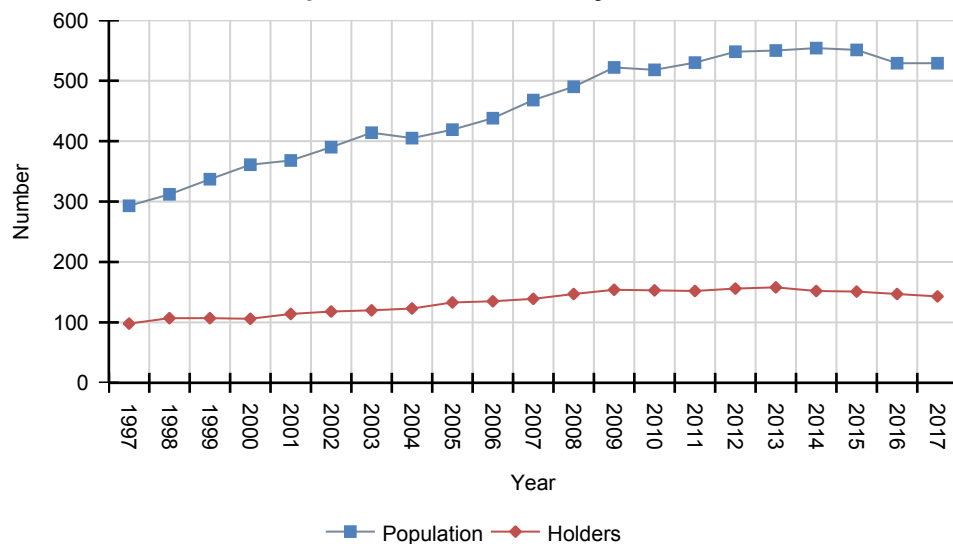


■ Births ● A-Wild ▲ A-From Non-Species360
× A-From Species360, Outside Population Subset ■ Deaths ● D-Wild
▲ D-To Non-Species360 × D-To Species360, Outside Population Subset

Animal Age Graph / Live Animals



Population and Holders by Year



■ Population ◆ Holders

Population Data and Data Quality Indicators

Individuals

Living Individuals

Contributing Founders	(>=) 14.5.0 = 19 total
Living Individuals	248.281.0 = 529 total
Living Descendants (from Founders)	(>=)8.7.1 = 16 total
Living Breeders	50.56.2 = 108 total
Living Captive Born	217.258.0 = 475 total
Living Wild Born	5.3.0 = 8 total
% Marked Hybrid	0% (0 of 0 total)
% Ancestry Includes Inconsistent Taxonomy	15% (79 of 529 total)
% Pedigree Known	6.13% (Avg - 529 animals)
% Pedigree Certain	6.13% (Avg - 529 animals)

Living and Historical Individuals

% Estimated Birth Dates (> One Month)	6% (41 of 744 total)
% Unknown Date of Birth	2% (15 of 744 total)
% Individually Identified Sires and Dams	75% (558 of 736 total - excludes Founders)
% Individuals with Multiple Sires or Dams	0% (0 of 0 total - excludes Founders)
% MULT Parents without Identification	0% (0 of 0 total - excludes Founders)
% Animals without Recorded Birth or Capture	37% (276 of 744 total)
% Animals Lost to Follow Up	9% (69 of 744 total)

Groups

Living Animals in Groups	0.0.0 = 0 total
Current Founder Groups	0
Number of Current Groups	0
% Pedigree Known	0% (Avg - 0 groups)
% Pedigree Certain	0% (Avg - 0 groups)

Disclaimer: These tables and figures are based on institutional data submitted to Species360, not studbook data.

Copyright, Species360, 2017. All rights reserved.